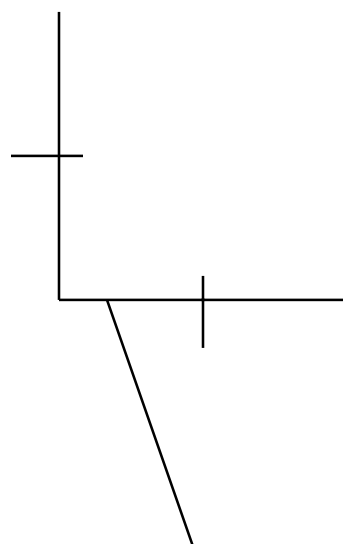
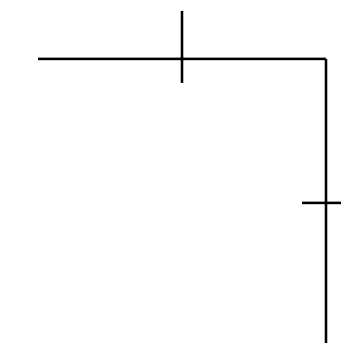
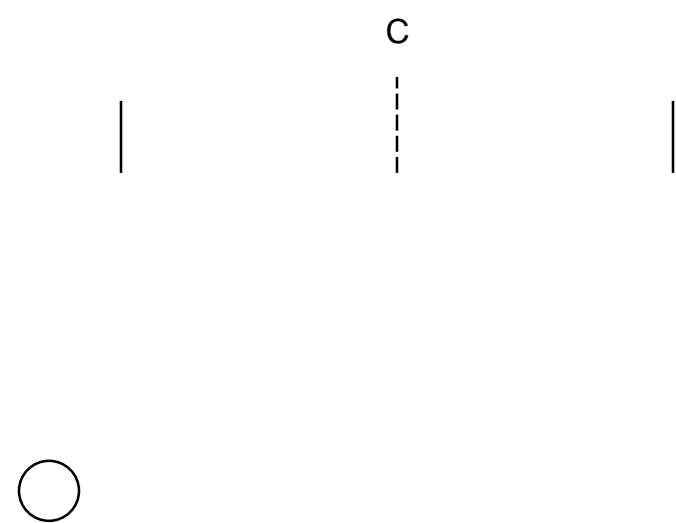
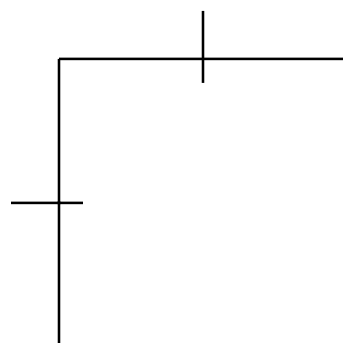


CURVED MULTI-SCORED SPINE
11" X 8 1/2" SHEET SIZE PLUS 1/2" TAB ALLOWANCE
1 1/2" CAPACITY ANGLE D RING METAL
COVER MATERIAL TEMPLATE
1.5" Cap-118.5-AD-ME-C

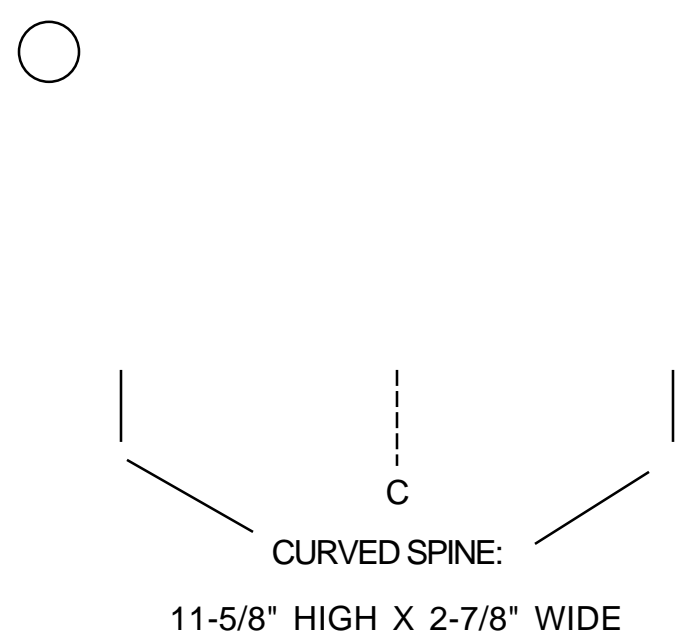
OUTSIDE VIEW SHOWN -- PRINT THIS SIDE



BACK PANEL SIZE: 11-5/8" HIGH x 10-7/16" WIDE

COVER MATERIAL SIZE: 13-1/8" HIGH X 25-1/4" HIGH

PLEASE EXTEND ALL BLEEDS AT LEAST 1/8" BEYOND THE OUTER EDGE OF THE COVER MATERIAL



CURVED SPINE:
11-5/8" HIGH X 2-7/8" WIDE

FRONT PANEL SIZE: 11-5/8" HIGH x 10-7/16" WIDE

RIVET HEAD PLACEMENT
PLEASE LEAVE A 1/8" PERIMETER VOID OF
GRAPHICS AROUND EACH RIVET HEAD

PLEASE REMOVE BEFORE THE FINAL PRINT

